



# Mobile Device Management (MDM)

## Android Devices

Mobile Device Management (MDM) software secures, manages and supports mobile devices deployed within Arup. The service provides access to Arup email, calendar appointments, and contacts, and also installs a link to the Arup app store.

Note: This process is for Android devices running Android 4.0 or over

## Enrolling in MDM

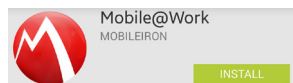
To enroll an Android device:

1. Open an instance of the devices web browser, and navigate to: **mymobile.arup.com/reg**
2. Accept the Terms of Service
3. Enter your login credentials as follows:

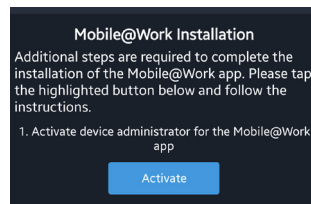
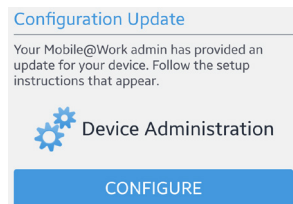
- Username: firstname.surname (i.e. john.smith)
- Password: Your Arup network password

4. Select either **My Device** or **Corporate Device**
5. Ensure the tick box **I Agree To The Terms** is selected, and tap **Lets Register**

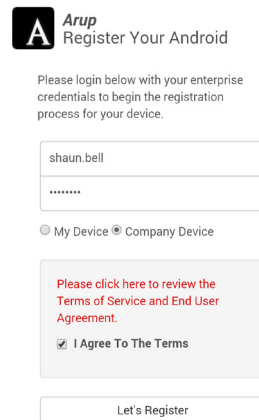
6. Tap **Get App**
7. You will be taken to the Google Play Store and directed to the **Mobile@Work** app, select **Install**, and accept the app permissions



8. Once installed **press the back button** to return to the browser, tap **Configure Mobile@Work**
9. The Mobile@Work app will now launch, press **Configure**, followed by **Activate**



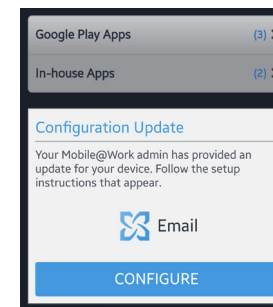
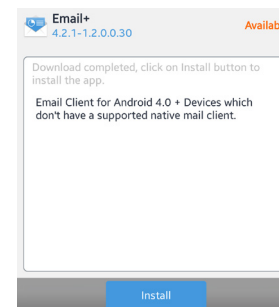
10. Under **Activate device administrator** choose **Activate** and **Accept** the privacy policy



## Email Setup

The device is now enrolled within MDM, however to access your Arup email you must download and configure the Email+ app, to do this:

1. From within the Mobile@Work app select **In-house Apps**
2. Tap **Email+**
3. Tap **Download**, and once downloaded tap **Install**



4. When the installation has finished **tap the back button twice**
5. Press **Configure**, followed by **Continue**

The Email+ app will now begin searching for the email server settings

6. Once completed select the required account settings and tap **Next**  
**Note:** For best performance leave all options unchanged
7. Your email will now begin to sync.

## Manage Your Device

Now that your device is enrolled within MDM you can manage the device remotely. Amongst other options this includes remotely locating your device if lost or stolen, locking and unlocking the phone, and wiping data.

Simply visit **mymobile.arup.com** from a PC and login using your arup email address and password.